



বঙ্গীয়

সংস্কৃতি সংস্থা
বুধিভাণ্ড, গুহায়ে

Home

About Us

Ev

BCSCLE Wordpress Site HowTo

Soumen Bhattacharya



Our Mission



The mission of the association shall be the promotion of Bengali culture and literature organizations and groups, American and foreign, in the United States. The association will provide opportunity for the families and friends of Bengalees in Northeastern Ohio to be associated with the organization and will exist as an incorporated association of its members. The association shall not be used in any partisan interest.

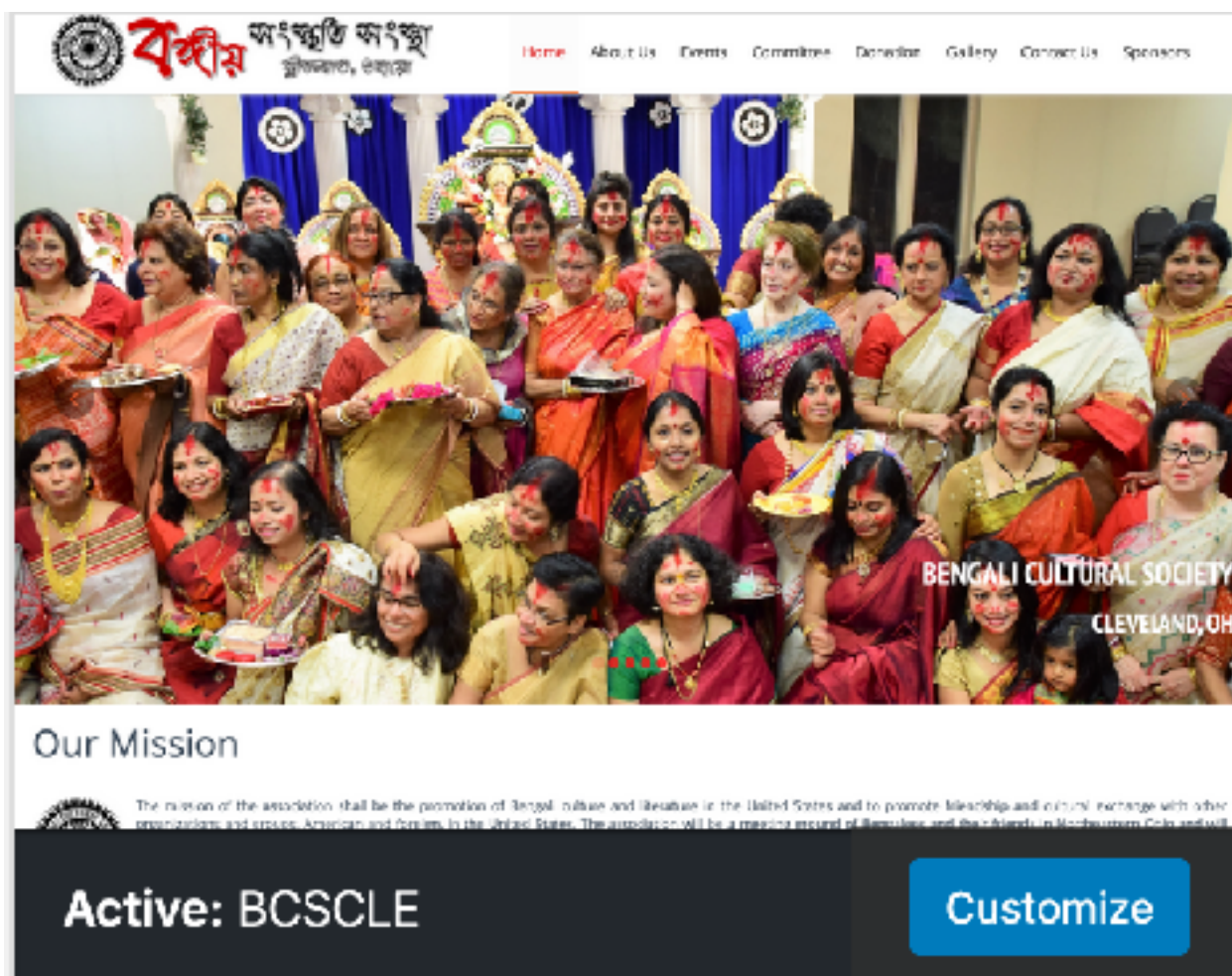
Table of Contents

The Wordpress Site	3
BCSCLE Theme	3
Posts	4
Pages	4
Categories	4
Menu	6
Users	6
Plug-Ins	6

The Wordpress Site

The Wordpress site for bcscl.org is created in order to make updates simple and robust. Currently any updates made to the site requires changing multiple pages and also menus. The Wordpress site will hopefully make updates a no-brainer.

BCSCLE Theme



The BCSCLE Theme was created based on the current bcscl.org website. It's a custom theme built from scratch to make the site visually as non-disruptive as possible. But at the same time, the theme takes full advantage of Wordpress' capabilities. Most contents are posts and are displayed based on categories. Some contents should be pages instead of posts. Details of posts, pages and categories are described below.


Posts

Posts are short contents. They should be used for announcements, Mission Statement, Patronage, advertisements etc. The parts of the front page are based on posts and their categories.

All posts in the front and center in the home page are of category Announcement (more details later). They have titles, and clicking on the title opens the post in its own page. The *More* block can be used in these posts. The excerpt on the front page will show up-to the *More* block with ellipses and link to the main post following the excerpt.

In some cases posts can be used without Title. For example, Patronage heading links to the membership page. In this case the post should not have a title, but the first block of the post should have a H3 heading that links to the membership page. Similar trick can be used in other places as well.

Images can be used in post in 2 ways. The image can be used in post body, or as a featured image. For announcements, use featured image.

 **Tip:** Some additional items show up automatically in the theme. For example, a calendar icon before the date of the post, user(s) icon before the author, important icon before the top right sidebar posts show up automatically.

Saraswati Puja


 JAN 12, 2020  Executive Committee

Pages

Pages are longer contents. Some examples for pages might be:

- Membership page
- Donation
- Gallery

Note that pages are not required for earlier years' announcements. Those will be created automatically based on categories.

 **Tip:** For creating galleries just add a gallery block to a page or a post and add pictures to the block.

Make sure *Use Lightbox* is set to *Yes* at the bottom of the page.

Gallery Lightbox Lite

Use Lightbox? Yes 

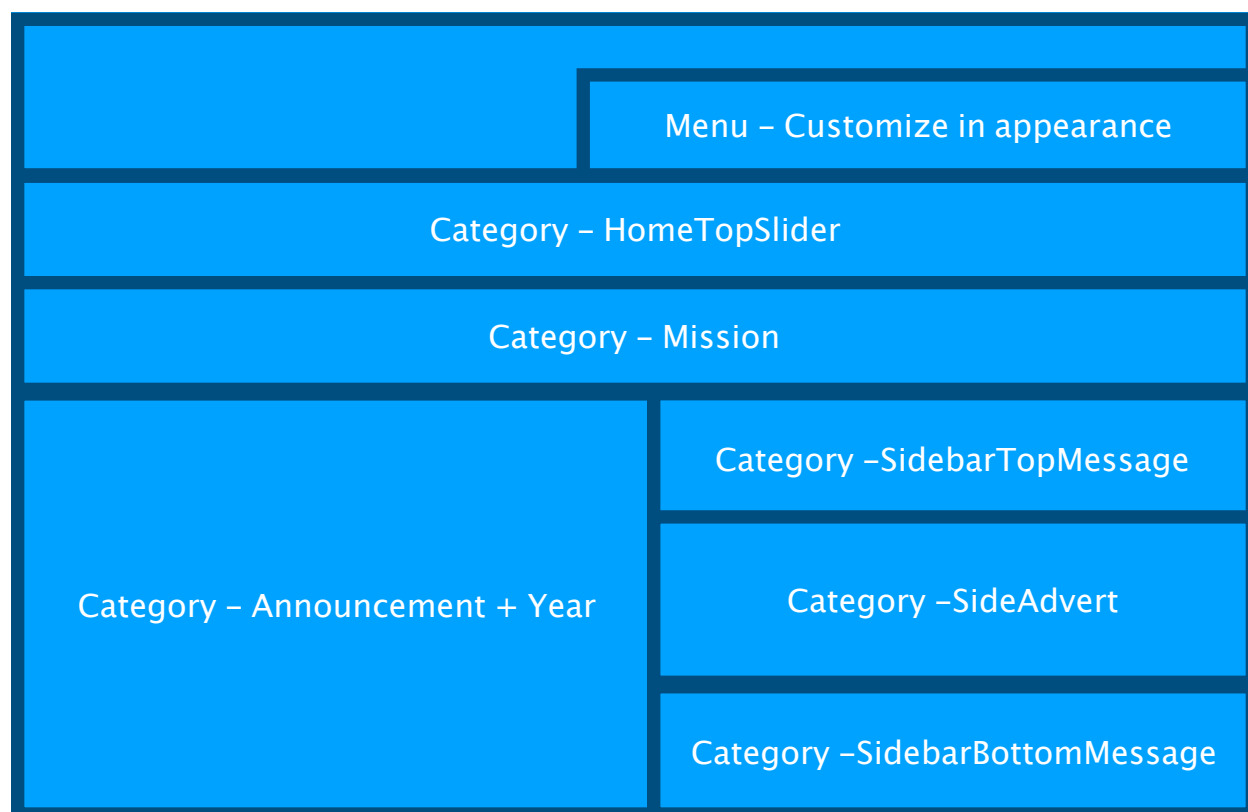
Categories

The following categories are defined:

- **Announcement** - this is the category of posts that show up in the front page below the Mission Statement. Announcement posts in the home page will honor "More" blocks, including custom "Read More" text.
- **2018**
- **2019**
- **2020**
- **2021**

BCSCLE Wordpress HowTo

- **2022** - the year is used along with Announcement to show the correct posts for a year. By default the home page will show posts with tags “announcement” for current year (e.g. “announcement”+”2020”). If no posts found it will show posts with tags “announcement” for previous year.
- **HomeTopSlider** - posts with this category will be used to get images for the top slider. At least one post with this category should have a gallery block with images for the top slider. The images should be roughly of size 1800x900 in pixels.
- **Mission** - This category will be used to get the mission statement, and will be shows below the slider.
- **SidebarTopMessage** - Post(s) with this category will be shown at the top of right sidebar. “Patronage” post should be used with this category. Post title is optional. “Patronage” with link to donation page can be used with H3 tag within the post.
- **SideAdvert** - Posts with this category will be shown in the right sidebar below the top message. Posts can use *Featured Image* or use image in post with or without link.
- **SidebarBottomMessage** - will be shown in the sidebar below the advertisements. Link to Old BCSCLE can be used in a post with this tag.



Menu

Appearance → *Menu* should be used to create the menu system. Pages can be linked here. For announcements from earlier years use the link **<http://bcscle.org/category/announcement+2019>** etc. as the menu URL.

2 levels of menu are supported. 3 levels will show, but may not work properly.



Suggestion: The number of top menu items is too many. Going forward attempts should be made to reduce the high level items and move less important items one level down.

Users

Users should use the display name properly, this will be shown in the announcements.

Following users can be created:

- Executive Committee
- President EC <year> <name of president>
- Other users should be created as required.

The following users are created:

- bcsexec (Pa\$*8Wq%rgl5EQAAq#OSCL)s)



Tip: The *Biographical Info* should have **fa-user** or **fa-users** in it, and the user icon will be shown accordingly.



fa-user



fa-users

Plug-Ins

The following plug ins may be used:

- **Gallery Lightbox Lite** - should be used for gallery (e.g. Past Events Gallery). Pages should be created with a gallery block having the images, and activate Gallery Lightbox Lite for the page. The page can be included then in the menu.
- **Slide Anything** - can be used to create ad-hoc slider (not on the home page. Home page slider will be automatically created). This can be used in creating donation page slider like we have now.
- **UpdraftPlus** - can be (should be on a regular basis) used to back up the site.